

**Reserves Walkways Maintenance  
Contract TC1/14**

**Tauranga City Council**

**Monthly Report**

February 2016



# Contents

- 1. Monthly Overview .....3**
- 2. Business reporting measures.....7**
  - 2.1 Recreational Services operational audits .....7
  - 2.2 Tauranga City Council operational audits.....7
  - 2.3 YTD audit summary .....8
  - 2.4 CCM Incident Statistics .....9
  - 2.5 Walkway Counter Readings.....9
- 3. Service delivery .....10**
  - 3.1 Weather.....10
- 4. Red flags .....11**
- 5. Customer feedback .....12**
- 6. Value adds .....13**
- 7. Health and safety .....14**
  - 7.1 Accident Register .....14
  - 7.2 Total recordable injury frequency rate (Sports & Tracks combined) .....14
  - 7.3 Health and safety audits.....14
- 8. Appendix 1 – Internal Audits .....15**
- 9. Appendix 2 – Menzit List .....16**

---



## 1. Monthly Overview

---

The start to 2016 continues to be a wet one for the second month in a row now. Not only has it been wet, but incredibly warm and humid with night time temperatures staying around 20 degrees for nearly the whole month. This creates incredible growing conditions which have been rated as some of the worst you would see for trying to maintain plant growth. Normally at this time of year Recreational Services would have completed track spraying and be able to concentrate on flax and grass cutting, but with so much growth, the team are having to re-spray areas a second time. What's making it worse is the creeping nature of Summer grasses and weeds at this time of year, which encroach so quickly onto the track surface. The worst example of this is on the trial areas for the Organic weed spray as the product hasn't worked and the tracks are now starting to be lost to the grass. The first photo below shows what the Organic weed free product has done all through the trial where a quick burn off is seen within two days, but then after a week (see second photo) the grass and weeds have pretty much recovered and grown back. Glyphosate will be applied in the first week of March to kill off the encroached grass, but weedeating and hand weeding will also be required in sections to remove the thick unsightly areas.





Other jobs that are having to be done, which would normally not need to be at this time of year, is keeping culverts and drains clear as they are building up very quickly with silt, mud and vegetation from the heavy rain. The photo below shows the track up the steep hill at Gordon Carmichael needed a big clean out recently in the drain line. Many other tracks were in a similar condition, along with a lot of tree damage. The second photo shows at Oropi Downs, a large branch that had to be cut up by RS staff and hidden away in the vegetation. This was certainly not the worst track come across as the McCardles Bush area of Waikeraeo West had a lot of branches either still attached or that had fallen in the drain line, to remove. A big pile was added to where the arborist was stock piling material to go through a chipper. There is also a large tree at Endeavor Heights that has been called through by RS to Council which is located just next to the track and is rotten. It's a health and safety issue and needs removing by the arborist before it potentially comes down on its own.



Current weather conditions are meaning a lot of thick grass to cut. It is becoming very hard to stay on top of this thick growth and RS have been getting a casual staff member in to help with the teams regime so we don't fall behind. Because of the amount of grass to cut and then also rain falling each week, it means you can't get a tidy cut in without leaving windrows. Gordon Carmichael has been an example of this and until we get a dry run of weather, it will be hard to rectify. Through March the team will look for the best days in the forecast to get the best cut possible to tidy up windrows. Extra weedeating of areas not on contract have also been cut at Moturiki and Mauaos Shelley beach.



A job to do on the base track on the Shelley Beach side is installing more edging on the inside of the track (see photo). Erosion and instability will see this become a health and safety issue if not rectified so the unscheduled team will plan this for March. This was sent through on the team's Con-X phone to report which was a great way of passing comments and a photo onto management and other staff to get sorted out.



With the heavy rain that fell fairly steadily over two days in the middle of the month, a lot of damage was observed. This included the majority of tracks on Mauao with the Orauhine and Waikerere tracks losing pretty much all the aggregate in sections, while the base track had some nasty scouring in areas as well (see photo below). Patch up repair work was carried out straight after the damage occurred which has been enough to make the tracks safe for the short term, but a large scale resurface job with the help of Ice Construction will happen in April to get the tracks back to excellent condition.





The photo below shows the Waikeraeo foreshore bridge which once again, has erosion damage from king tides and the heavy rain. This will be the third time this section will have been filled in over the past year so it may be time to look at a plan to properly rectify. This may mean having to extend the bridge/boardwalk out beyond the eroded area. A plan will be discussed with Council on this.



Faulkner Park upgrading continues with steps, edging, retaining and resurfacing all happening. Unfortunately with the heavy rainfall arriving just after resurfacing one section, there was damage that will require fixing.

The York Park bridge that was literally starting to fall apart has been strengthened and repaired. This involved removing rotten pellets that had previously been put in the ground and retaining the waterway side of it with geo cloth, also used to stop aggregate falling through. A new hand rail has also been installed.



## 2. Business reporting measures

### 2.1 Recreational Services operational audits

<b>Parks Totals</b>	Target	Elmes Reserve	Churchill Matui Kauri Grove	York Park	Golden Sands	Waikareao Reserve South Eliza to Waihi	Graham Park	Total Average
Audited by		Jason C		Dave B		Jason C		
Dates audited		19-Feb	22-Feb	23-Feb		25-Feb	26-Feb	
Vegetation Maintenance	96	100	100	88	100	100	100	98
Drainage	96	100	100	100	94	100	94	98
General/Boardwalks	96	100	100	94	100	100	100	99
Pavement Surface	96	100	100	100	94	100	100	99
<b>Total</b>	<b>96</b>	100.0	100.0	95.3	96.9	100.0	98.4	<b>98.5</b>

### 2.2 Tauranga City Council operational audits

Nothing received for February 2016.



## 2.3 YTD audit summary

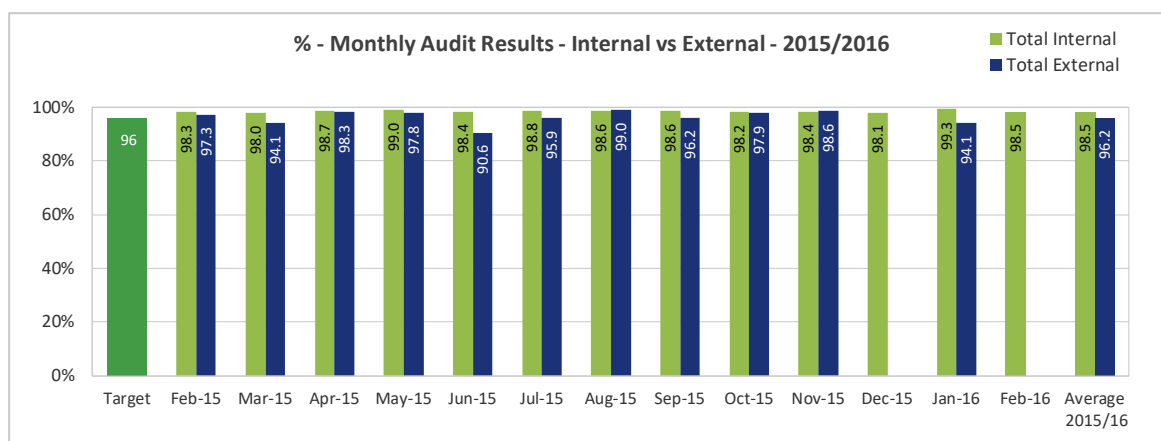
### INTERNAL AUDIT SUMMARY

	Target	Feb-15	Mar-15	Apr-15	May-15	Jun-15	Jul-15	Aug-15	Sep-15	Oct-15	Nov-15	Dec-15	Jan-16	Feb-16	Average 2015/16
Vegetation Maintenance	96	98	97	100	100	100	100	100	100	99	99	99	99	98	99
Drainage	96	99	98	97	99	98	98	97	99	98	99	99	98	98	98
General/Boardwalks	96	100	100	99	100	93	99	100	99	99	99	99	100	99	99
Pavement Surface	96	98	98	99	97	100	98	97	96	97	97	96	100	99	98
<b>Total Internal</b>	<b>96</b>	<b>98.3</b>	<b>98.0</b>	<b>98.7</b>	<b>99.0</b>	<b>98.4</b>	<b>98.8</b>	<b>98.6</b>	<b>98.6</b>	<b>98.2</b>	<b>98.4</b>	<b>98.1</b>	<b>99.3</b>	<b>98.5</b>	<b>98.5</b>

### EXTERNAL AUDIT SUMMARY

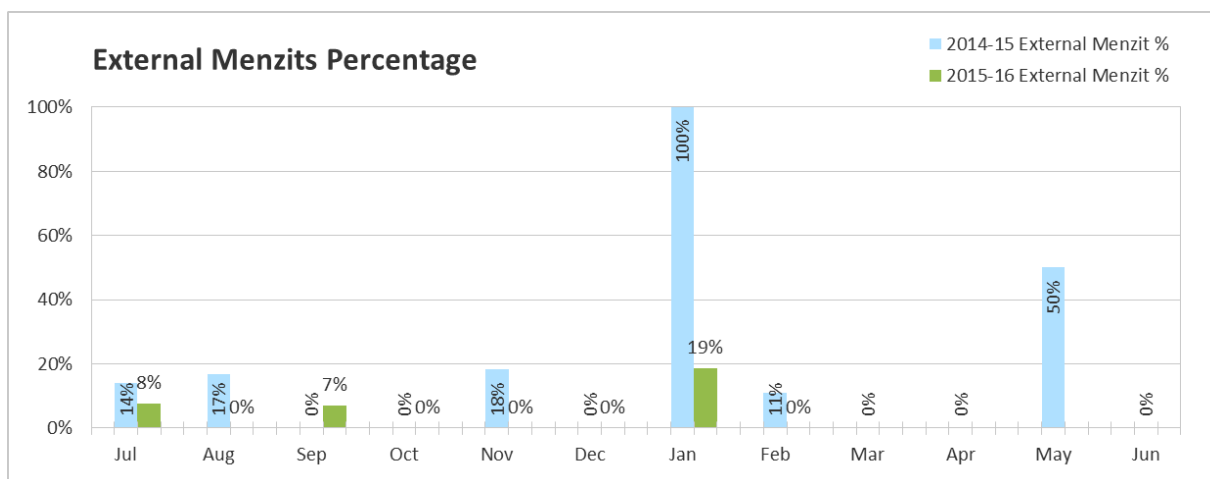
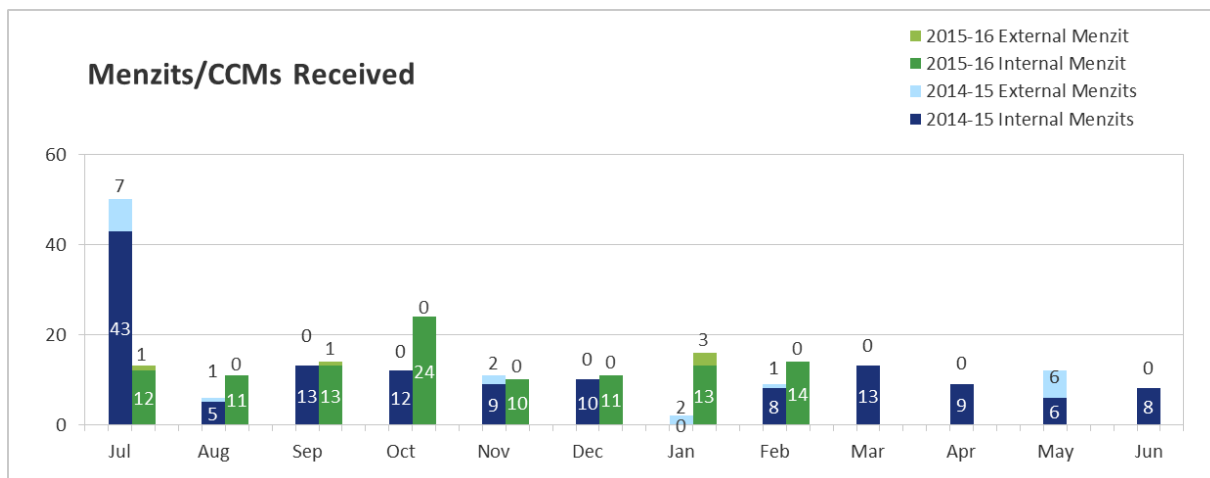
	Target	Feb-15	Mar-15	Apr-15	May-15	Jun-15	Jul-15	Aug-15	Sep-15	Oct-15	Nov-15	Dec-15	Jan-16	Feb-16	Average 2015/16
Vegetation Maintenance	96	95	91	96	98	97	100	100	99	100	100		92		97
Drainage	96	100	94	98	96	81	89	98	90	99	97		96		94
General/Boardwalks	96	97	93	100	97	100	96	100	98	96	100		97		98
Pavement Surface	96	99	98	100	100	83	98	98	95	96	98		93		96
<b>Total External</b>	<b>96</b>	<b>97.3</b>	<b>94.1</b>	<b>98.3</b>	<b>97.8</b>	<b>90.6</b>	<b>95.9</b>	<b>99.0</b>	<b>96.2</b>	<b>97.9</b>	<b>98.6</b>		<b>94.1</b>		<b>96.2</b>

Audits were not received for December 2015 or February 2016

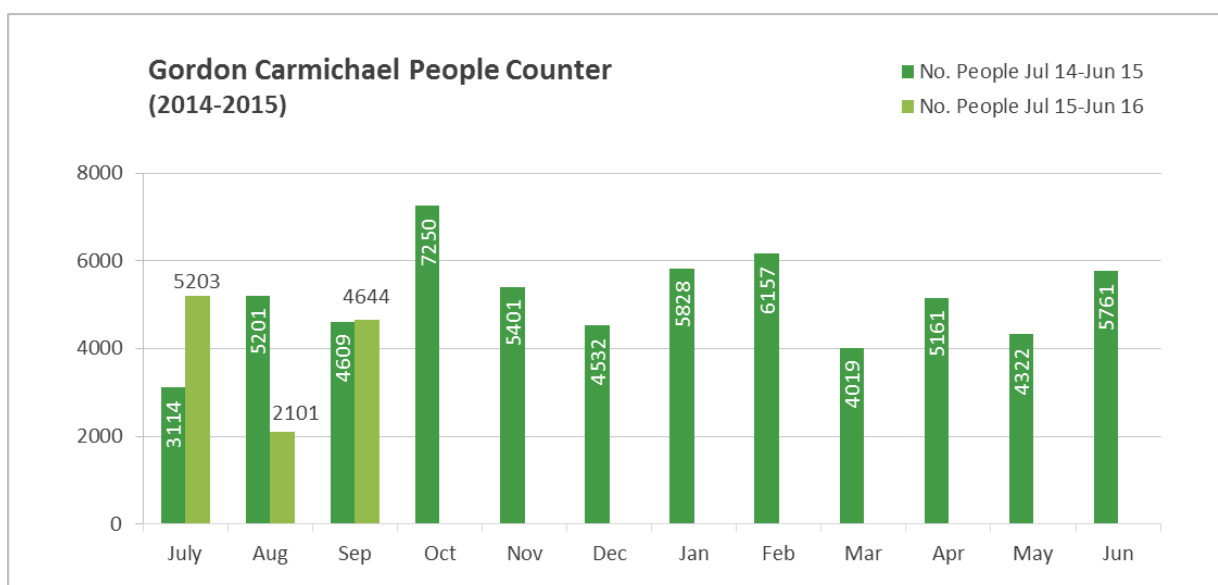




## 2.4 CCM Incident Statistics



## 2.5 Walkway Counter Readings



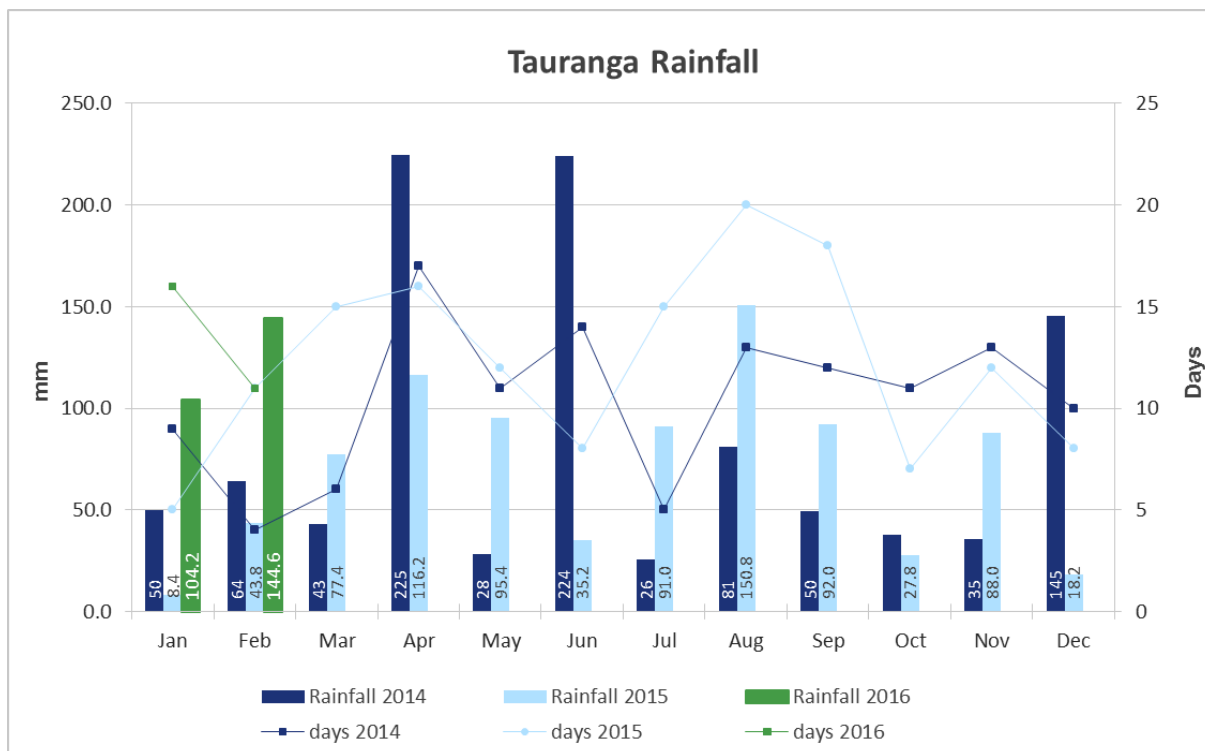
The Walkway counter is currently not working. Council have been advised.



### 3. Service delivery

#### 3.1 Weather

The rainfall figures for February were 144.6mm over 11 days, compared to 43.8mm over 11 days at the same time last year.





#### 4. Red flags

---

- K Valley boardwalks need signage to warn the public of slippery conditions, particularly on frosty mornings. Grip tread potentially needs applying.
- The Mauao tracks are currently not in good condition after heavy rainfall damage. See photo below of Orahuine track



- Darraghs Road, branches cut by neighbour have been thrown onto Council land.
- Judea Bamboo growth needing cutting back and pasting.
- Belvedere, start of track not on contract and causing water gouging issues.
- Endeavor Heights has a large tree located by the track that is rotten and needs cutting down.
- An ongoing issue at Judea Reserve with a neighbouring property to the track network having a dog that roams the reserve. It hates the sound of machinery working and is attacking the operator when on site. See photo of dog below





## 5. Customer feedback

---

No feedback was received this month.



## 6. Value adds

MONTH	LOCATION	DESCRIPTION OF WORKS	VALUE	TOTAL		
Feb-16	Moturiki	Removing plants and flowers left after teenager passed away	[REDACTED]	[REDACTED]		
	Waikerao West	Cutting up large branches after storm and stacking with arborists pile				
Jan-16		Nil				
Dec-15		Nil				
Nov-15		Nil				
Oct-15		Nil				
Sep-15		Nil				
Aug-15	Waikerao West	Picking up rubbish in the re veg bush for Council				
Jul-15	Ohauti	Filling in holes in surrounds near the truck as per Council request				
	Manuwai Drive	Digging exposed pipes into the ground				
<b>Monthly Total</b>						
<b>YTD TOTAL</b> Jul 15-Jun 16						



## 7. Health and safety

### 7.1 Accident Register

Nothing to report for February.

### 7.2 Total recordable injury frequency rate (Sports & Tracks combined)

#### FEBRUARY

NUMBER OF LTI INJURIES (ONLY INCLUDE LTI'S WITH	NUMBER OF EMPLOYEES	TOTAL EMPLOYEE HOURS WORKED (EXCLUDE ANY	LTIFR (LOST TIME INJURY FREQUENCY RATE)
0	13	1386.75	0.00

As mentioned in the November 2015 report, it had been identified that the monthly hours worked used for calculating the total recordable injury frequency rate (TRIFR) had been incorrectly stated. Below is a table showing the correct information.

Month	NUMBER OF LTI INJURIES (ONLY INCLUDE LTI'S)	NUMBER OF EMPLOYEES	TOTAL EMPLOYEE HOURS WORKED (excl. any leave/MD/RT)	LTIFR (Lost time injury frequency rate)
July	2	12	1450.25	11.49
August	0	12	1510.50	0.00
September	0	12	1601.75	0.00
October	0	13	2186.25	0.00
November	0	13	1735.00	0.00
December	0	14	1835.50	0.00
January	0	13	1737.25	0.00

### 7.3 Health and safety audits

DATE	PERSONNEL	PLANT	RESULT	ISSUE	ACTION TAKEN
29/02/16	s 7(2)(a) - Privacy	V1333	100%	N/A	N/A



## 8. Appendix 1 – Internal Audits

---



## 9. Appendix 2 – Menzit List

---