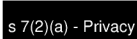



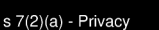
Job name: TDC Mauao Blasting & Scaling

Job No: 07123

Site Supervisor:  s 7(2)(a) - Privacy

Sheet 1 of 2

Describe all relevant steps of the job below:

1. Mobilise team to arrive at 09.00 at Rangers office on Tuesday 4/3/08.
2. Dispatch Avalon team to start setup minus  s 7(2)(a) - Privacy to begin site safety setup.
3. Base track and Oruwahini track closure required for Avalon work to commence by 09.30.
4. Site briefing at 09.15 to all persons present Avalon, TDC, Security rep etc.
5. This will outline the following from Avalon:
 - Introductions.
 - Responsibilities of key personnel.
 - Site description and scope of works.
 - Security of the Mount including monitoring of public security and lines of communication.
 - Radio channels and check system agreed by all parties before works commence at any time on any day.
 - All persons involved with the blasting operations to read and sign Hazard Document.
 - Run through pre blasting procedure 5min horn, 1min horn blast horn etc.
6. This will outline the following from TDC:
 - Security staff locations and public control.
 - Camera locations for press etc.
 - Control of sea craft in the vicinity.
7. Avalon personnel to run through operational procedures (at site) on methods and safety approach to all operations.
8. Do not talk to the press or anybody who asks questions on the job in any way, refer them to appointed persons.
9. Works to commence only when security has cleared all areas via radio from below.
10. At 14.00 confirm blast time of 15.00 with between Mark and Avalon  s 7(2)(a) - Privacy

11. Locations of all persons (public, press, staff etc) during blast to be confirmed at 14.30.
12. Final run along the paths for TDC runners. Five minute warning to blast time starts when they complete radio check in.
13. Blast at 15.00 preceded by horn warning system.
14. Blast area inspection by Avalon nominated staff, possible secondary blast evaluation.
15. All stations to remain in place until site inspection confirms, blast area and drop zone safety.
16. If no secondary blast required. Restricted access given to TDC staff and press if required.
17. Public barriers and security staff must remain in place for the remainder of the day and until job is completed on subsequent days.
18. This operation will require constant communication between Avalon, TDC and security staff to ensure no member of the public enters the restricted zone until the job is complete.
19. Declare zone safe and handover control of site back to TDC (declare any specific restrictions).